

System *////* dedalo

System



After a decade and half of developing effects, we set ourselves the challenge of designing a line of beautiful pedals simplified to their essence, purifying the functions and sound, and aiming at complexity based on the combinations between them. This is how Dedalo System was born.

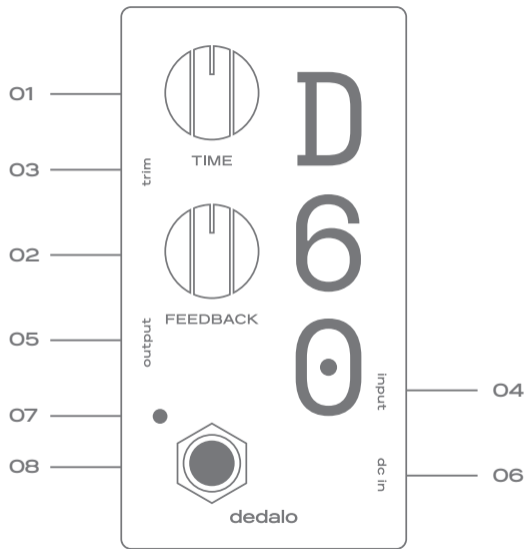


D60 / Delay

A compact and straightforward delay pedal with our classic tape-like sound, perfect for ambient, sound landscapes, slapback and playing on the edge of a feedback explosion.

Features:

- Up to 600ms of delay time
- Digital sampling engine
- Analog saturation stage and dry-thru
- Infinite feedback at hand
- True Bypass



Controls

01 - TIME Delay time. Range: 70 to 600ms.

02 - FEEDBACK Amount of repeats by analog feedback. Will oscillate when set to max.

03 - TRIM Level of the delay signal.

04 - INPUT Effect input, connect your instrument here.

05 - OUTPUT Effect output, connect your amplifier here.

06 - DC 9V Power supply input, connect your dc adapter here.

07 - LED Lights up when the effect is engaged.

08 - TRUE BYPASS Turns on/off the effect.

The true bypass switch keeps your sound intact when the effect is off.

Suggested effects chain



Technical specifications

Model 2018 – D60 System

Powered by 9v DC adapter, center negative (not included) (min. 100mA)

Input impedance: 750Kohm

Dimensions of the pedal: 11cm x 6.5cm x 5.5cm (Length/Width/Height)

Weight: 320gr

Use and care of the pedal

- Use only regulated 9v dc adapter, with negative center polarity. In no way should be connected to 220V or adapters of other kinds.
- Avoid dropping, hitting or exposing the pedal to extremes of humidity or temperature.
- To clean the pedal, use a dry cloth.
- Do not remove the protective silicone legs, they protect the pedal from shocks and external pressures.

Problems and solutions

- *The LED lights up but there is only sound when the effect is in bypass:*
Make sure the instrument is properly connected to the INPUT jack, and the amplifier to the OUTPUT jack.
- *The indicator LED doesn't light up:*
The pedal is not connected to an appropriate DC adapter.
- *The indicator LED doesn't light up, and when connecting the pedal, the power supply/other pedals turn off:*
Check that the DC plug doesn't have metallic parts that may touch the case of the pedal.
- *The effect is too weak, or the sound is unduly saturated:*
Use an appropriate DC adapter. If the pedal is connected in a loop, check its send and return levels.
- *The pedal makes a low pitched hum:*
Feed the pedal with a regulated dc adapter of sufficient amperage
- *The sound cuts out intermittently:*
Check the condition of the input and output cables.

Terms of warranty

- The warranty is only valid for the original owner for 2 years from the date of purchase.
- The warranty must be requested on the trade where the pedal was acquired.
- DEDALO ensures that the pedal is free from defects in materials and workmanship.
- DEDALO will choose to repair or replace any faulty piece on the pedal at its sole option.
- Failures due to accident or misuse are not covered in the warranty.
- DEDALO is not responsible for any loss or damage the user may suffer as a result of using the pedal.
- Power adapter not included in the warranty.
- In this pedal there is no piece that could be repaired by the user. The repair or modification by personnel not authorized by DEDALO will void the warranty.
- Shipping or other fees that may arise, are not covered by warranty.

Register your pedal!

www.dedalofx.com.ar/register

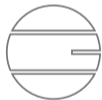
www.dedalofx.com.ar

Sound Settings

Sound Settings



TIME



FEEDBACK



TIME



FEEDBACK



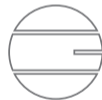
TIME



FEEDBACK



TIME



FEEDBACK

Sound Settings

www.dedalofx.com.ar



TIME



FEEDBACK



TIME



FEEDBACK

MADE IN ARGENTINA

 dedalo