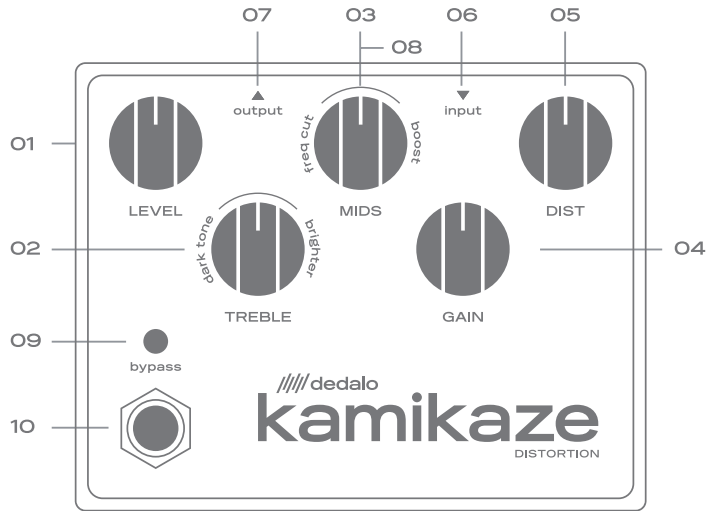


//// dedalo  
**kamikaze**  
DISTORTION

## Congratulations, you got the Kamikaze!

With its innovative White-LED/FET technology, the Kamikaze gets the magical high-gain tone that, until now, you could only achieve with a tube amp at full blast. Be it at rehearsal or stage sound levels, the Kamikaze will deliver the distortion you need.

- Wide range of high-gain distortion
- Organic and open tone with great sustain
- Analog circuit with White-LED/FET clipping
- High dynamics, retains the character of your instrument
- Individual controls for midrange and treble
- True bypass



## Controls

**O1 - LEVEL** Output level of the effect.

**O2 - TREBLE** Treble control. Turn to the right for an open and bright tone, and to the left for a darker sound.

**O3 - MIDS** Mid frequency cut. Turn to the left to get a more modern and clean tone, to the right to emphasize mids and presence of the distortion.

**O4 - GAIN** Sets the input gain of the effect and the amount of distortion available from the DIST control. Turn to the left to get more of a modern overdrive sound, and to the right for the high gain stuff.

**O5 - DIST** The amount of distortion. This control is very sensitive and provides a wide range of sounds. Try setting it in small steps until you get the desired sustain and distortion.

**O6 - INPUT** Effect input, connect your instrument here.

**O7 - OUTPUT** Effect output, connect your amplifier here.

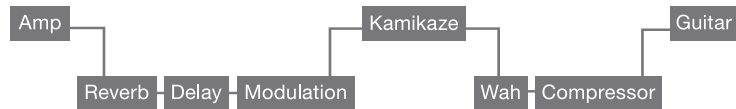
**O8 - DC 9V** Power supply input, connect your dc adapter here.

## Controls

**09 - LED** Lights up when the effect is engaged.

**10 - TRUE BYPASS** Turns on/off the effect. The true bypass switch keeps your sound intact when the effect is off.

## Order in the effects chain



## Technical specifications

Model 2015 - KAM-5

True Bypass ([www.dedalofx.com.ar/truebypass](http://www.dedalofx.com.ar/truebypass))

Input impedance: 600Kohm

Power input: DC 9v center negative (minimum 100mA)

Battery power: 9v Alkaline

Consumption: 8mA at 9v DC

Dimensions: 12cm x 9.4cm x 5.4cm

Weight: 465gr

## Use and care of the pedal

- To place a battery, remove the lid by removing screws.
- Use only regulated 9v dc adapter, with negative center polarity. In no way should be connected to 220V or adapters of other kinds.
- Avoid dropping, hitting or exposing the pedal to extremes of humidity or temperature.
- Disconnect the input when the pedal is not in use to avoid battery drain.
- Remove the battery if you don't plan to use the pedal for a long time.
- To clean the pedal, use a dry cloth.
- Do not remove the protective silicone legs, they protect the pedal from shocks and external pressures.

## Problems and solutions

- *The LED lights up but there is only sound when the effect is in bypass:*  
Make sure the instrument is properly connected to the INPUT jack, and the amplifier to the OUTPUT jack.
- *The indicator LED doesn't light up:*  
The pedal is not connected to a working DC adapter, or to a charged battery.
- *The effect is too weak, or the sound is unduly saturated:*  
Put a new battery or try an appropriate DC adapter. If the pedal is connected in a loop, check its send and return levels.
- *The pedal makes a high pitched whine:*  
The battery has insufficient charge.
- *The pedal makes a low pitched hum:*  
Feed the pedal with a regulated dc adapter of sufficient amperage
- *The sound cuts out intermittently:*  
This may be due to a failure in the true bypass switch. See warranty terms.

## Terms of warranty

- The warranty is only valid for the original owner for 2 years from the date of purchase.
- The warranty must be requested on the trade where the pedal was acquired.
- DEDALO ensures that the pedal is free from defects in materials and workmanship.
- DEDALO will choose to repair or replace any faulty piece on the pedal at its sole option.
- Failures due to accident or misuse are not covered in the warranty.
- DEDALO is not responsible for any loss or damage the user may suffer as a result of using the pedal.
- Batteries or power adapter are not included in the warranty.
- In this pedal there is no piece that could be repaired by the user. The repair or modification by personnel not authorized by DEDALO will void the warranty.
- Shipping or other fees that may arise, are not covered by warranty.

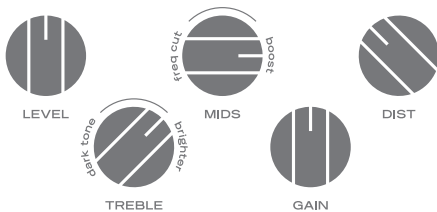
## Sound Settings

Register your pedal!

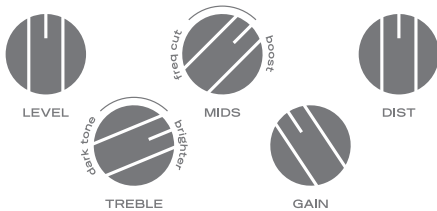
[www.dedalofx.com.ar/register](http://www.dedalofx.com.ar/register)

[www.dedalofx.com.ar](http://www.dedalofx.com.ar)

## Sound Settings

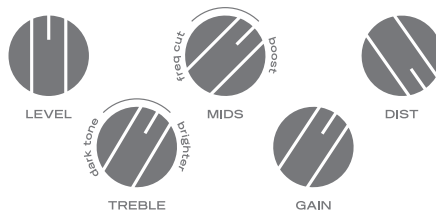


## Hard Rock

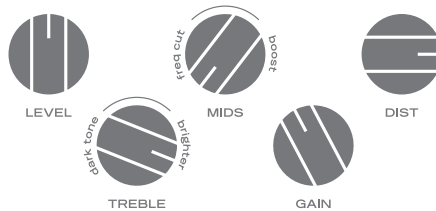


## Crunch Rhythm

## Sound Settings

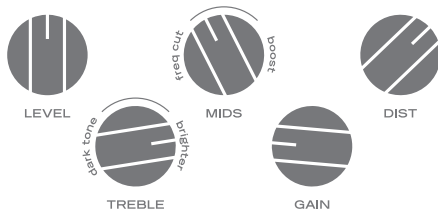


## Sustained Lead



## Metal

## Sound Settings



Brit Pop



MADE IN ARGENTINA

